


MT-trap *for wasps and (horse)flies*



Enjoying nature without the nuisance of wasps and/or horse flies

This trap is designed to catch those aggressive insects, which commonly create a lot of irritation:

- Horse flies can be typically found in the period of May to August.
- Wasps are commonly present in the period August & September.



MT-trap for wasps and (horse)flies

Enjoying nature without the nuisance of horse flies and/or wasps




Alcochem Hygiene, the creator of the H-trap, horse fly system, has launched a new and powerful outdoor trap system: The MT-trap.

This trap is designed to catch those aggressive insects, which commonly create a lot of irritation: Horse flies and/or Wasps.

- Horse flies can be typically found in the period of May to August,
- Wasps are commonly present in the period August & September.

The principle of the trap explained

- The principle used for attraction of **Horse flies** is a proven and widely accepted method: With help of the sun, we heat up the air under the funnel, which is absorbed by the black ball. The ball itself will start emitting this infrared energy. Horse flies are attracted by infrared radiation, coming from larger objects. They see these objects as potential feeding sources (*humans or larger mammals, such as horses or cows*) and will land on these. Once they are positioned on the black ball, they will investigate it and try to sting it. Since they will be unsuccessful in gaining their desired blood feed, they will follow their natural behavior and fly away. Horse flies naturally fly upwards. *Around the ball we have placed a funnel system, where they are guided into a centrally placed collect tray, from which escaping is not possible.*
- **Wasps** have the same fly behavior as horse flies; also they naturally fly upwards. Unlike horse flies, wasps are not attracted by infrared objects, but by sweet scents, such as a sugar concentrations. *An optional wasp fluid^(*), placed in the collect bin, will lure wasps.* Wasps will enter the trap from below and fly into the collect bin. From here escaping is simply not an option for them. ^(*)*The wasp fluid is not included in the scope of supply*



Easy and effective control of those insects which you rather not have around your premises. The MT-trap is designed to be hung. *An optional metal ground bracket is available.*

Siting instructions:

- The principle of the MT-trap will only work outdoors, as we need the sun to heat up the ball.
- Place the MT-trap away from areas where one would normally sit (terraces etc)
- Place the MT-trap in an area, where it is (partly) exposed to sunlight. (In shadow areas it is not as effective)
- Place the MT-trap at a maximum height of 1,80 meter and a min height of 1,00 meter from the ground.
- If the MT-trap is used for wasp control than pour the wasp fluid in the collect tray. This will remain attractive for a period of 2 to 4 weeks.

To be used in / around:

- Garden areas
- Swimming pools
- Around stables & horse meadows
- Terraces
- Golf courts
- And any area where you experience nuisance from wasps and/or horse flies

Specifications:

- Dimensions: 40 x 50 cm (diameter x height)
- Weight: app 1,5 kg
- Area of use: 25 (Intensive control) to 100m² coverage

Guarantee: 1 year on mechanical failures